REVISIONS			
REV	DESCRIPTION	DATE	APPROVED
1	BETA RELEASE	21/10/14	Selva

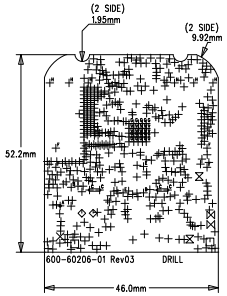

SIZE	QTY	SYM	PLATED	TOL
7.9	451		YES	+/-3
8	25	G	YES	+/-3
43.31	6	H	YES	+/-3
40	4	F	YES	+/-3
15	2		YES	+/-3
25.59 x 130	2	C	YES	+/-3
37	2		YES	+/-3
39.37	2		NO	+/-2
62.99	2	E	NO	+/-2
70.86	2		NO	+/-2
35.43	1	A	NO	+/-2
39.37	1	B	YES	+/-3
51.18	1		NO	+/-2
66.92	1		NO	+/-2
78.74	1	D	NO	+/-2

NOTES:(UNLESS OTHERWISE SPECIFIED)

1. RoHS COMPLIANT CERTIFICATION OR MATERIAL DECLARATION REQUIRED
2. MATERIAL:
   A. FR4. MATERIAL MUST CONFORM TO UL94V-0.
   B. USE HTE COPPER, AS SPECIFIED IN THE CROSS SECTION DIAGRAM
   C. OVERALL METAL TO METAL THICKNESS AS SPECIFIED IN THE CROSS SECTION
3. DRILLING:
   A. DIAMETERS IN DRILL TABLE ARE FINISHED HOLE SIZES +/-.003 tol. UNLESS OTHERWISE SPECIFIED IN DRILL TABLE.
   B. TEARDROP ALLOWED ON ENTRY OF VIA ON EVERY TRACE LAYER.
4. PLATING:
   COPPER PLATING IN THRU-HOLES .001 min.
5. MARKING:
   A. SILKSCREEN IN WHITE NON-CONDUCTIVE EPOXY INK ON PRIMARY SIDE OF THE BOARD OR BOTH SIDES IF APPLICABLE.
   B. FABRICATOR TO PLACE DATE CODE AND LOGO ON SECONDARY SIDE IN ETCH (PREFERRED) OR SILKSCREEN.
6. FINAL FABRICATION:
   A. SOLDERMASK PRIMARY AND SECONDARY SIDE OF BOARD USING LIQUID PHOTOIMAGABLE MASK MATERIAL OVER BARE COPPER. PER IPC-SM-840. MASK ARTWORKS PROVIDED ARE 1:1. SOLDERMASK COLOR **BLACK**
   B. CLIP SILKSCREEN ON NO MASK AREA
7. FINISH:
   A. SHALL BE ELECTROLYTIC NICKEL/GOLD.ELECTROLESS NICKEL/IMMERSION GOLD.(ENIG)
   B. NICKEL THICKNESS: 100-200 MICROINCHES.
   C. GOLD THICKNESS: 3-10 MICROINCHES.
8. BOARDS SHALL BE PURCHASED FROM UL RECOGNIZED VENDORS ONLY AND SHALL BE MARKED IN COPPER ON SECONDARY SIDE OF BOARD WITH VENDORS UL IDENT. FLAMABILITY RATING (94-V0), DATE CODE (WWYY), AND RoHS COMPILANT SYMBOL.
9. MANUFACTURE BOARD TO BE IN ACCORDANCE WITH PERFORMANCE STANDARD IPC-6011/6012 CLASS 2 BOARD TO BE INSPECTED PER IPC-600-A CLASS 2.
10. MAXIMUM WRAP OR TWIST SHALL NOT EXCEED .007 in/in.
11. TESTING:
   A. FABRICATOR TO ADD TEST STRUCTURES OR CUPONS AS NEEDED.
   B. T-LINE IMPEDENCE TO BE TESTED OR GUARANTEE WITHIN 10% IF SPECIFIED IN THE CROSS SECTION. TOLERANCE TO BE +/-10% UNLESS OTHERWISE SPECIFIED.

STACK INFORMATION

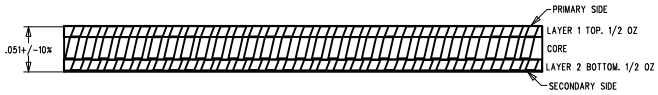

UNLESS OTHERWISE SPECIFIED
DIMENSIONS ARE IN INCHES
TOLERANCES ON; ANGLES +/- 2 °
2 PL DECIMALS +/- .010
3 PL DECIMALS +/- .005
THIRD ANGLE PROJECTIONS

SIGNATURES		DATE
DRAWN		
CHECKED	SELVTMP4	21/10/14
ENGRG	SELVTMP4	21/10/14
ISSUED		

CYPRESS PROPIETARY
THIS DOUCUMENT CONTAINS CONFIDENTAL, PROPRIETARY INFORMATION THAT IS CYPRESS SEMICONDUCTOR PROPERTY. DO NOT DISCLOSE TO OR DUPLICATE FOR OTHERS EXCEPT AS AUTHRIZED BY CYPRESS.

198 CHAMPION COURT
SAN JOSE, CA 95134
(408) 943-2600

FABRICATION DRAWING
CY5682 BLE Touch Mouse RDK

SIZE	FSCM NO	DWG NO	REV
C		610-60228-01 Rev 03	03

SCALE: 1/1 SHEET: 1 OF 2



600-60206-01 Rev03 PRIMARY SIDE

800-60206-01 Rev03 SIDE SECONDARY

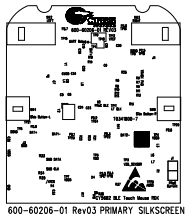

600-60206-01 Rev03 PRIMARY SILKSCREEN

SECONDARY SILKSCREEN Rev03 800-60206-01